

# LT 3202® WR

## high-output mid/high loudspeaker



### Key Features

- **30° x 20°** coverage for long-throw applications in stadiums and arenas. (This is the only mid/high loudspeaker currently available with 30° x 20° pattern.)
- **Mid/high-frequency** loudspeaker designed for use in arrays with separate LF augmentation (Bose® MB12 or MB24 bass arrays) or voice-only applications
- **Bose V2 midrange manifold** sums output of 2 x 4.5" (114 mm) extended-range cone drivers for lower breakup distortion and improved transient response. Provides a smoother, more natural vocal range compared to single 8" to 12" woofers. The LT 3202 WR utilizes four Bose V2 midrange manifolds
- **Bose coherent zone waveguide** provides effective 30° x 20° pattern control to approximately 1 kHz. Minimizes loudspeaker overlap in arrays to reduce comb-filter interference and improve intelligibility



TECHNICAL DATA SHEET

### Product Overview

The Bose® LT 3202® WR is a high-output, mid/high-frequency loudspeaker designed for use with other LT loudspeakers to form Coherent Zone arrays in medium to large permanent installations requiring precise coverage and high intelligibility. The large-format waveguide and narrow 30° x 20° pattern provide a cost-effective alternative to multiple-cabinet line arrays for long-throw applications in many stadiums and arenas.

### Technical Specifications

System Performance						
Frequency Response (+/-3 dB) <sup>1</sup>	220 Hz - 16 kHz					
Frequency Range (-10 dB) <sup>1</sup>	150 Hz - 18 kHz					
Nominal Dispersion	30° H x 20° V					
Sensitivity (SPL / 1 W @ 1 m) <sup>2</sup>	110 dB SPL					
Maximum SPL @ 1 m <sup>3</sup>	134 dB SPL (140 dB SPL peak)					
Crossover Type	Passive, Bi-Amp, Dual-Mid Bi-Amp, Switchable					
Crossover Frequency	1.6 kHz					
Recommended High-Pass Filter	150 Hz with 4th order filter (24 dB / octave)					
Loudspeaker EQ	Required					
	Passive	Bi-Amp		Dual-Mid Bi-Amp		
		Mid	High	Mid 1	Mid 2	High
Long-Term Power Handling <sup>4</sup>	280 W (1120 W peak)	280 W (1120 W peak)	75 W (300 W peak)	140 W (560 W peak)	140 W (560 W peak)	75 W (300 W peak)
Nominal Impedance	16 Ω	16 Ω	8 Ω	8 Ω	8 Ω	8 Ω
Transducers						
Driver Complement	HF: 3" (76 mm) voice coil compression driver MF: Four (4) Bose V2 midrange manifolds, each with 2 x 4.5" (114 mm) cone drivers					
Physical						
Enclosure	Exterior-grade Baltic birch plywood, 11-ply, 15 mm					
Finish	Two part spray polyurethane coating, black					
Grille	16-gauge perforated stainless steel grille with powder-coated finish and backed with an open-cell foam					
Environmental	Outdoor per IEC 529 IPX5 <sup>5</sup>					
Connectors	Two (2) parallel-wired NL8 Neutrik® Speakon® connectors					
Suspension / Mounting	Sixteen (16) points SAE 3/8" - 16 threaded inserts (4 each: top, bottom, sides), stainless steel					
Dimensions	42.2" H x 22.5" W x 39.2" D (1072 mm x 573 mm x 997 mm)					
Net Weight	195 lb (88.4 kg)					
Shipping Weight	244 lb (110.5 kg)					
Product Code						
Black	323102-0110 (Special Order Only)					

**Footnotes:**

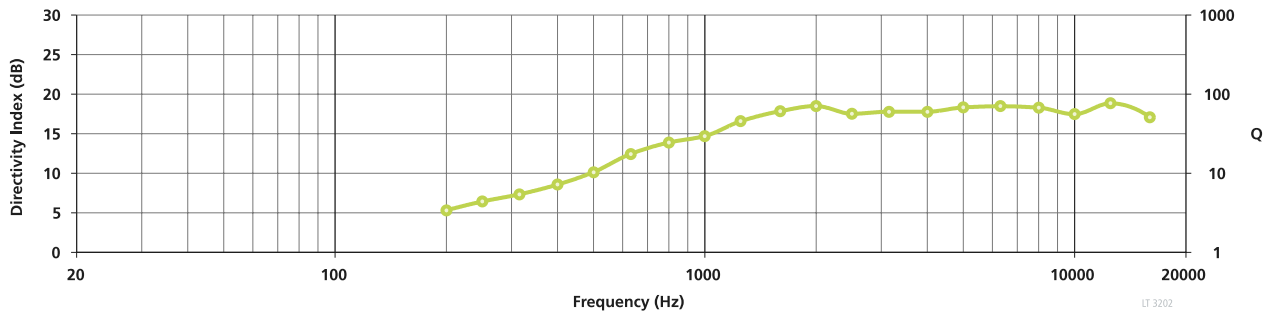
- 1 Frequency response and range measured on-axis with recommended active EQ in an anechoic environment.
- 2 Sensitivity measured in free field (no boundary-loading gain) with recommended active EQ, referenced to 1W/1m.
- 3 Maximum SPL calculated from sensitivity and power handling specifications, exclusive of power compression.
- 4 Power handling tested using pink noise filtered to meet IEC 268-5, 6 dB crest factor, 100 hours, with recommended EQ.
- 5 LT WR Loudspeaker must be mounted vertically for outdoor installations. Horizontal position (rotated 90 degrees) for indoor installations only.

# LT 3202<sup>®</sup> WR

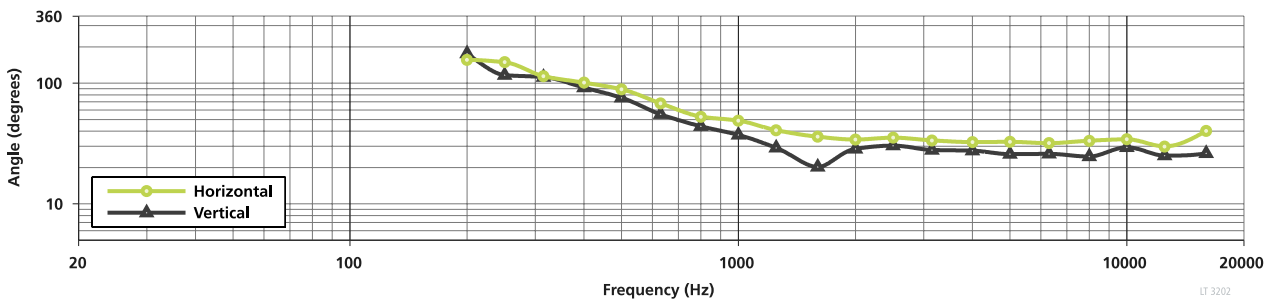
## high-output mid/high loudspeaker



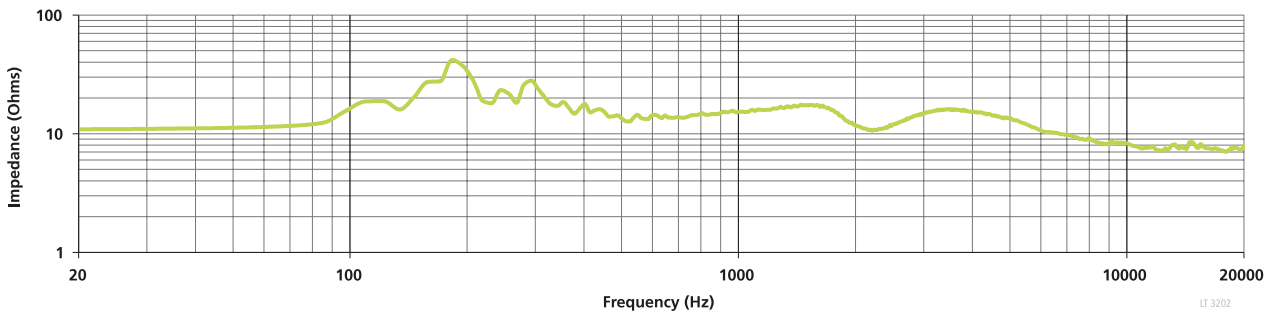
### Directivity Index and Q



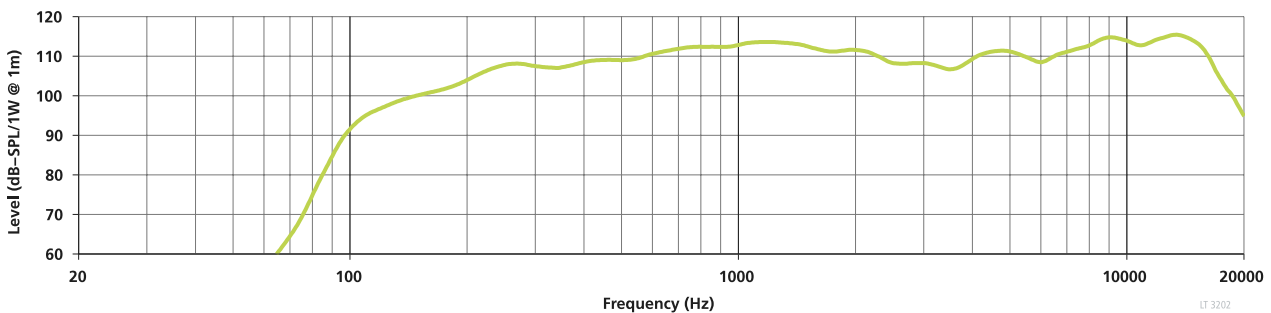
### Beamwidth



### Impedance



### On-Axis Response

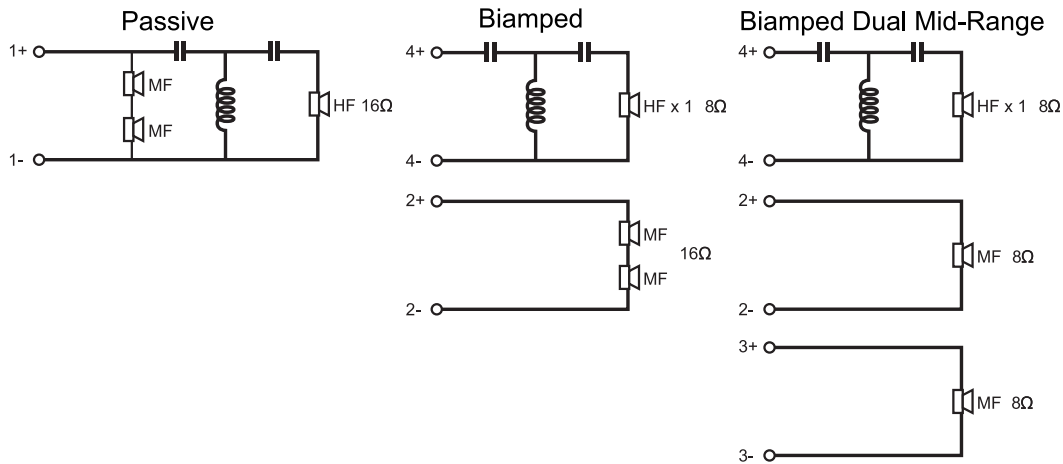


# LT 3202<sup>®</sup> WR

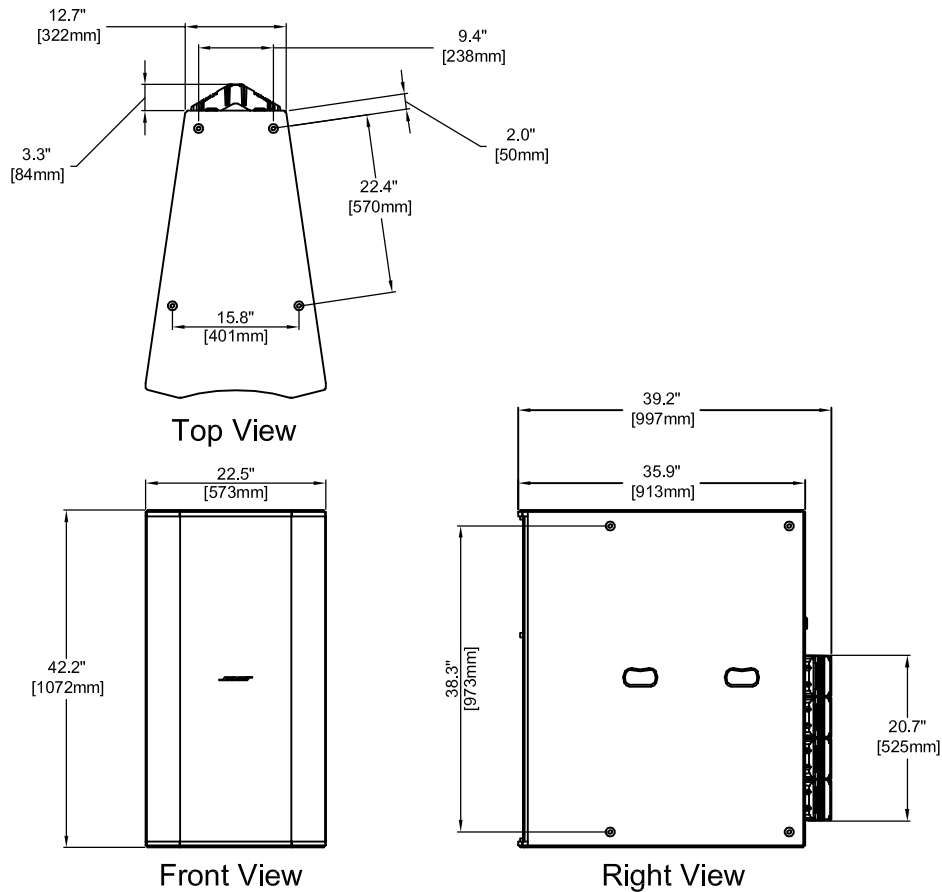
high-output mid/high loudspeaker



## Wiring Diagram



## Mechanical Diagrams



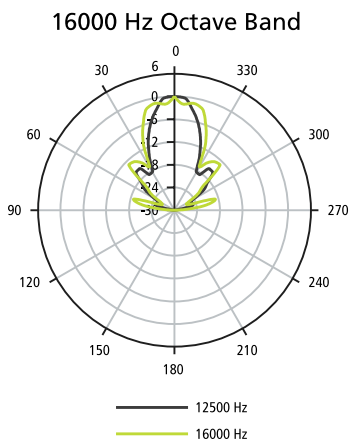
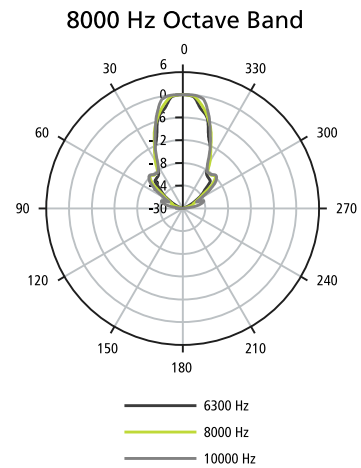
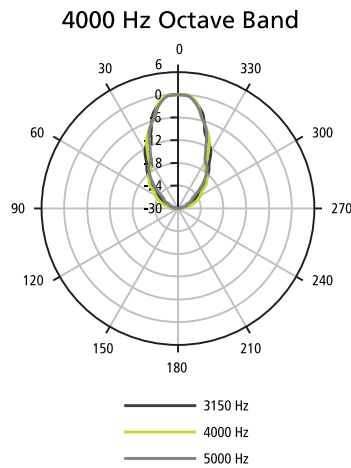
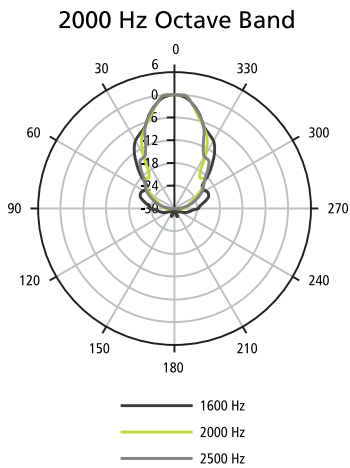
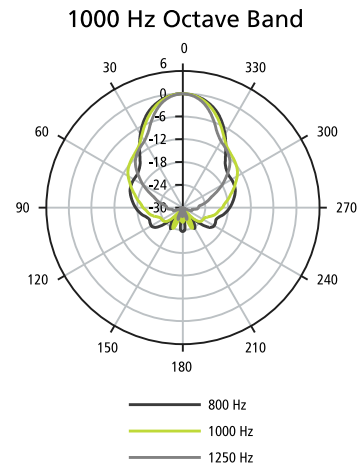
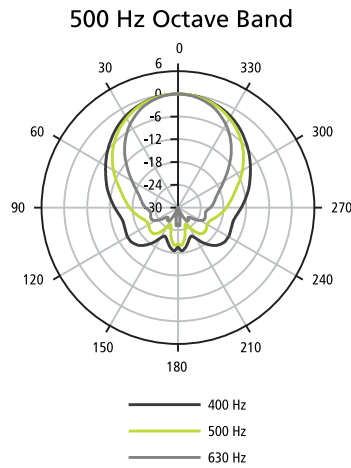
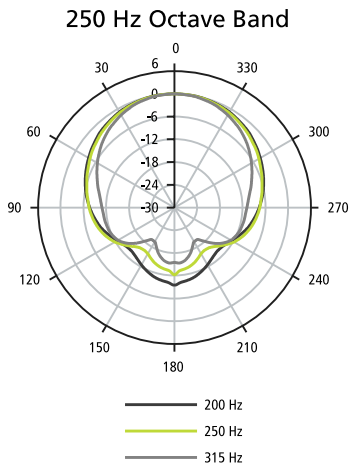
# LT 3202<sup>®</sup> WR

## high-output mid/high loudspeaker



### Horizontal Plots

TECHNICAL DATA SHEET



LT 3202

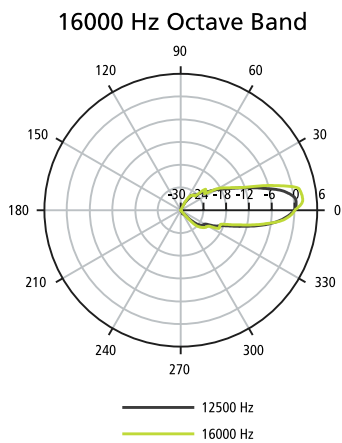
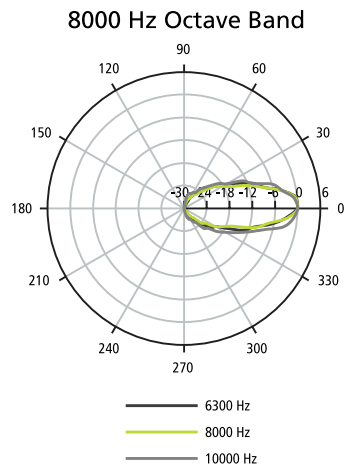
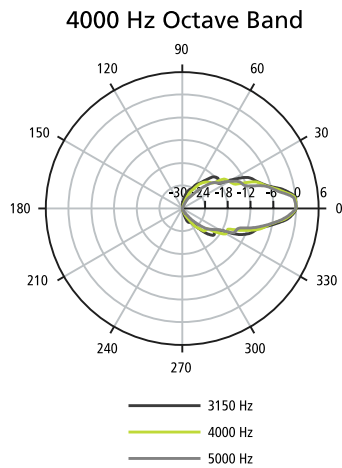
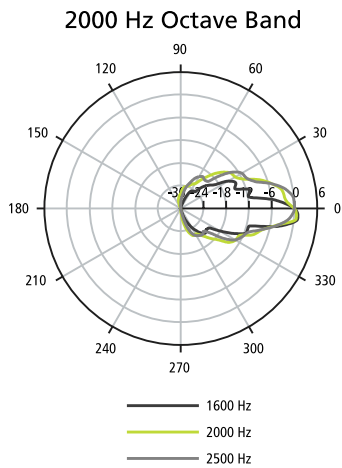
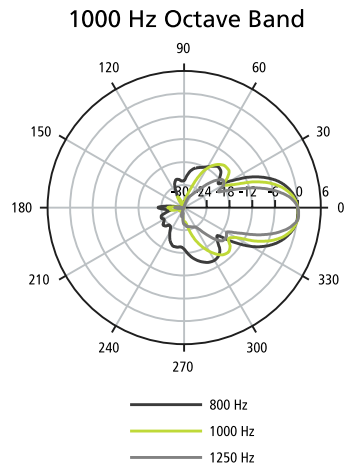
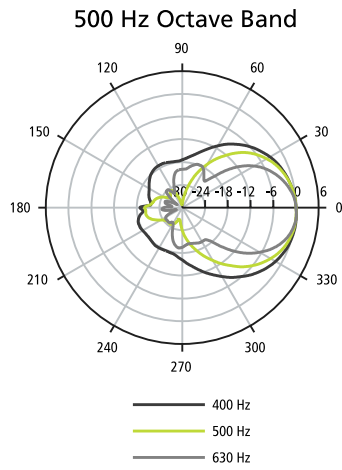
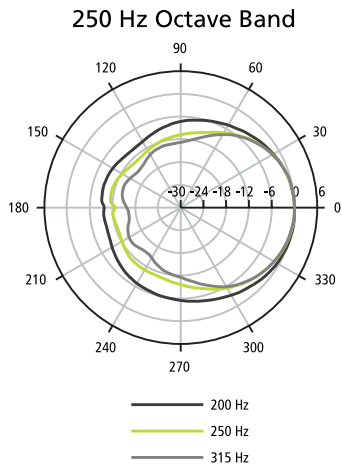
# LT 3202<sup>®</sup> WR

## high-output mid/high loudspeaker



### Vertical Plots

TECHNICAL DATA SHEET



LT 3202

# LT 3202<sup>®</sup> WR

## high-output mid/high loudspeaker



### Architects' and Engineers' Specifications

The 2-way, mid/high-frequency loudspeaker shall contain a 3" (76 mm) diaphragm compression driver and four (4) midrange manifolds, each summing two (2) 4.5" (114 mm) cone drivers in a heat-sink/acoustic summation assembly. The transducers will exit into a large-format waveguide with 30° x 20° nominal beamwidth and effective pattern control to approximately 1 kHz. An internal filter network with crossover of 1.6 kHz shall allow passive or bi-amp operation.

On-axis system frequency response shall be 220 Hz to 16 kHz (+/- 3 dB) with recommended crossover and active equalization. The system sensitivity shall be 110 dB SPL with 1 watt input and be capable of producing peak output of 140 dB SPL on axis at 1 meter. In passive mode, the system shall handle 280 watts of amplifier power (IEC 268-5 pink noise, 6 dB crest factor, for 100 hours) and have a nominal input impedance of 16 ohms. In bi-amp mode, the mid-frequency section shall handle 280 watts of amplifier power and have a nominal input impedance of 16 ohms (or two discrete 8 ohm loads, selectable). The high-frequency section shall handle 75 watts of amplifier power and have a nominal input impedance of 8 ohms.

The trapezoidal enclosure shall be constructed of void-free, exterior-grade Baltic birch plywood with extensive internal bracing. The enclosure interior shall be treated with wood sealer and the exterior finished with a two-part spray polyurethane coating (Chemthane 7030 or equivalent) to resist weather elements and scuffing. The enclosure shall be covered by a 16-gauge perforated stainless steel grille with powder-coated finish and backed with an open-cell foam. The loudspeaker shall survive water incursion consistent with the IEC 529 IPX5 rating. The enclosure shall have sixteen (16) stainless steel threaded inserts (4 each: top, bottom, sides) that accept standard SAE 3/8"-16 rigging hardware. Inputs shall be two (2) NL8 Neutrik<sup>®</sup> Speakon<sup>®</sup> connectors. Loudspeaker dimensions shall be 42.2" x 22.5" x 39.2" (1072 mm x 573 mm x 997 mm). Net weight shall be 195 lb (88.4 kg).

The 2-way, mid/high-frequency loudspeaker shall be the Bose<sup>®</sup> LT 3202<sup>®</sup> WR loudspeaker.