

RoomMatch® 40° vertical DeltaQ™ array loudspeakers for installation



Key Features

- **DeltaQ technology** – next generation array technology that allows different “Q” (directivity) for each loudspeaker module in the array. Improves sound quality by better matching array coverage to audience areas and distance, with improved phase coherency
- **42 large-format waveguide patterns** – allows designers to customize array coverage to exact venue dimensions to minimize wall reflections and deliver best-in-class sound quality even in venues with difficult acoustics
- **Continuous-Arc Diffraction-Slot (CADS) Manifold** – provides smooth high-frequency array summation and allows choice of 5 vertical-coverage patterns. Select number of array modules based on sound level, low-frequency pattern control and budget requirements, independent of total array vertical coverage
- **Bose EMB2 compression drivers** – deliver the vocal power normally associated with 3-way systems with frequencies from 500 Hz to 16 kHz projected from the large-format waveguides for remarkably consistent coverage and vocal clarity
- **Integrated Rigging** – allows fast installation of arrays with up to 8 full-range modules at 10:1 safety factor
- **Available RMS215 or RMS218 subwoofers** – extend full-range performance to 40 Hz or 25 Hz, in flown or ground stack arrays
- **Available Bose PowerMatch® amplifiers** – configurable to provide optimal power for all RoomMatch modules and subwoofers; includes integrated loudspeaker DSP functions with optional Dante® digital audio network interface



RM5540 / RM7040 / RM9040 / RM12040

Product Overview

Bose RoomMatch DeltaQ array loudspeakers are designed for permanent installation in the finest performing arts centers, auditoriums, sports arenas, dance clubs and houses of worship, in which the large-format waveguides with choice of 42 coverage patterns can provide best-in-class coverage control, sound quality and vocal clarity even in venues with difficult acoustics.

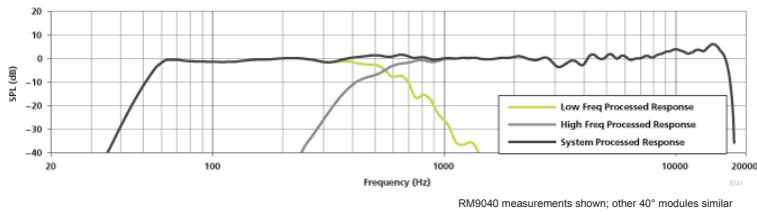
Technical Specifications

Single Module Performance					
Frequency Response (+/-3 dB) ⁽¹⁾	60 Hz - 16 kHz				
Frequency Range (-10 dB) ⁽¹⁾	55 Hz - 16 kHz				
Recommended High-Pass Filter	50 Hz with minimum 24-dB / octave (4th order) slope				
Nominal Coverage Pattern	55°, 70°, 90°, 120° horizontal (differs by module) x 40° vertical				
Recommended Crossover	550 Hz (acoustic) requires active external DSP				
	Low Frequency		High-Frequency		
Power Handling, long-term continuous ⁽²⁾	500 W		150 W		
Power Handling, peak	2000 W		600 W		
		RM5540	RM7040	RM9040	RM12040
Sensitivity (SPL / 1 W @ 1 m) ⁽³⁾	94 dB	110 dB	109 dB	108 dB	106 dB
Calculated Maximum SPL @ 1 m ⁽⁴⁾	121 dB	132 dB	131 dB	130 dB	128 dB
Calculated Maximum SPL @ 1 m, peak	127 dB	138 dB	137 dB	136 dB	134 dB
Transducers					
Low Frequency	2 x Bose LF10 ultra-linear 10" woofers (3" voice coil)				
High Frequency	6 x Bose EMB2 extended-mid-band compression driver (2" voice coil)				
Nominal Impedance	4Ω + 8Ω (LF/HF)				
Physical					
Enclosure Material	Baltic birch plywood, engineered plastics, and steel frame				
Finish	Two-part spray polyurethane coating on plywood, black				
Grille	19-gauge (1 mm) perforated steel, powder-coated finish, black				
Environmental	Indoor use only				
Connectors	2 x Neutrik NL4 wired parallel				
Suspension / Mounting	Integrated side-plate rigging hardware; optional array frame accessories				
Dimensions (H x W x D)	610 mm x 993 mm x 598 mm (24.0" x 39.1" x 23.6")				
Net weight	56.2 kg (124 lbs)				
Shipping Weight	81.6 kg (180 lbs)				

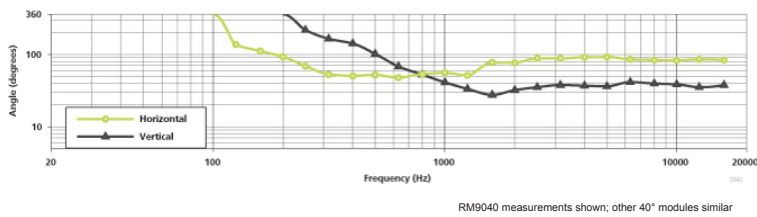
RoomMatch® 40° vertical DeltaQ™ array loudspeakers for installation



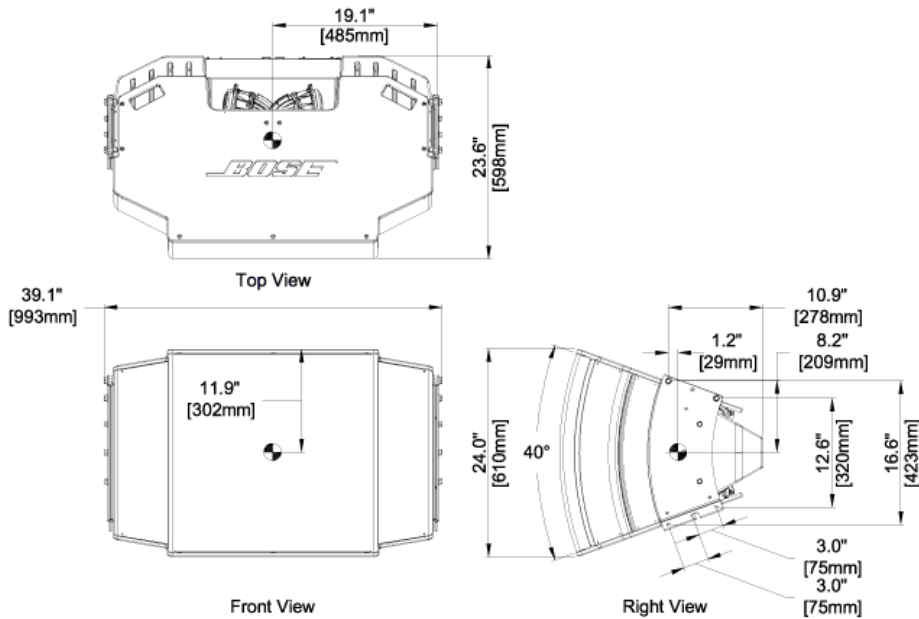
On-Axis Frequency Response



Beamwidth



Mechanical Drawings



Footnotes

1. Frequency response and range measured on-axis with recommended EQ in an anechoic environment.
2. Bose extended-lifecycle test: pink noise, IEC268-5 filtered, 6-dB crest factor, 100-hour duration, with recommended EQ.
3. Sensitivity measured in anechoic acoustic boundary conditions with recommended EQ, referenced to 1W/m.
4. Maximum SPL calculated from sensitivity and power handling specifications, exclusive of power compression.

For additional specifications and application information, please visit pro.bose.com. Specifications subject to change without notice.